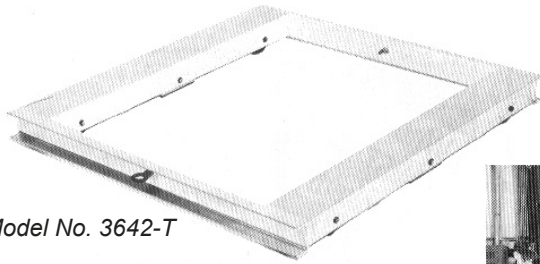



ALUMINUM PALLET DOLLIES

Speeds Loading/Unloading and Materials Movement in Warehouse or at Production Lines



Model No. 3642-T

Custom accessories available — solid decks, sides. Call for details.



(Shown with optional handle)

Light— Average weight only 40 lbs. Make possible return of number of dollies to leading point manually.

Rugged— Strong extruded aluminum frame and steel axles.

Maneuverable— Tilt construction with 360° turning. Non-tilt available.

Rollers— 3½" rollers with sealed bearings.

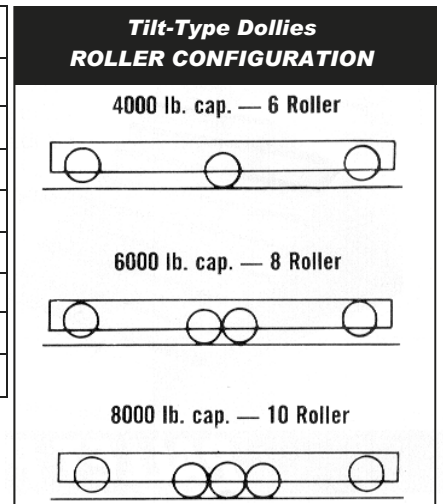
All Popular Sizes— From 36"x36" to 48"x48"

Capacities— 4,000 to 8,000 pounds

Economic benefits— Frees fork lift trucks from short hauls. Greater worker safety and reduced labor time.

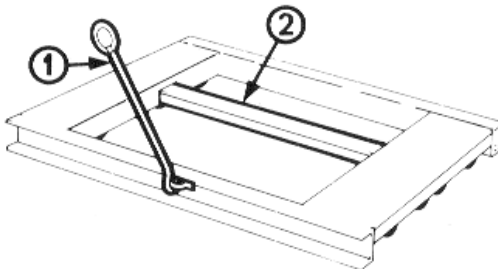
NMFC 189240-00 Class: 85

Size W x L	4,000 Lb. Capacity 6 Roller			6,000 Lb. Capacity 8 Roller			8,000 Lb. Capacity 10 Roller		
	Model No.	Wt (Lbs)	List Price	Model No.	Wt (Lbs)	List Price	Model No.	Wt (Lbs)	List Price
Length is Travel Direction									
36 x 36	3636-6T	32	\$227.03	3636-8T	37	\$281.29	3636-10T	40	\$315.08
36 x 42	3642-6T	34	\$237.53	3642-8T	40	\$291.79	3642-10T	43	\$325.58
36 x 48	3648-6T	36	\$243.08	3648-8T	41	\$297.34	3648-10T	44	\$331.13
40 x 48	4048-6T	36	\$245.84	4048-8T	42	\$300.10	4048-10T	45	\$333.89
42 x 42	4242-6T	37	\$253.59	4242-8T	43	\$307.85	4242-10T	46	\$341.64
42 x 48	4248-6T	37	\$255.81	4248-8T	43	\$310.07	4248-10T	46	\$343.86
48 x 48	4848-6T	38	\$256.92	4848-8T	44	\$311.18	4848-10T	47	\$344.97



Non-Tilt Type

If a non-tilt type of Pallet Dolly is desired, delete the "T" and add "NT" to the model number when ordering. No extra charge for the non-tilt type dollies.



① Two Handle Loops and one Handle are available as optional equipment — push or pull either end. Indicate with "H" as prefix to model. Example: H-2626-6T

A center support crossbar as shown is optionally available.
② Indicate by adding "CB" as a prefix to your model when ordering. Example: CB-3636-T